

LSC Data Integrity Survey Results

Question 1: How confident are you in the overall accuracy of LSC's data? (Add comments, if any)

Response	Chart	Percentage	Count
Very confident		15.8%	9
Confident		63.2%	36
Somewhat confident		21.1%	12
Not at all confident		0.0%	0
		Total Responses	57

Comments can be found in the appendix

Question 2: Compared to three years ago, would you say your overall confidence in the accuracy of LSC's data has:

Response	Chart	Percentage	Count
Increased		63.2%	36
Decreased		1.8%	1
Stayed about the same		21.1%	12
No opinion		14.0%	8
		Total Responses	57

Comments can be found in the appendix

Question 3: Please describe any specific LSC data that you lack confidence in and the reason for your lack of confidence.

The 24 response(s) to this question can be found in the appendix.






Question 4: Please share any suggestions you have for improving the accuracy of LSC's data.

The 22 response(s) to this question can be found in the appendix.

Question 5: Is there anything else you would like the Data Integrity Action Project team to know?

The 21 response(s) to this question can be found in the appendix.

Question 6: Please choose the category that best describes you:

Response	Chart	Percentage	Count
Faculty - Allied Health & Nursing		9.1%	5
Faculty - Business & Industry		7.3%	4
Faculty - Liberal Arts & Sciences		32.7%	18
Staff		43.6%	24
Administration		7.3%	4
		Total Responses	55